

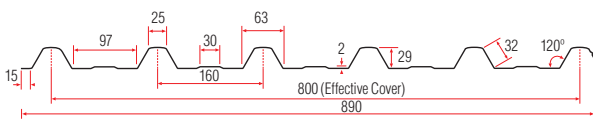
RIBLINE®

Roofing
Industries
roof.co.nz

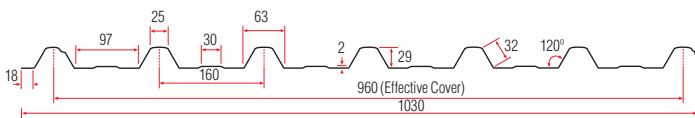


RIBLINE®

RIBLINE® 800



RIBLINE® 960




All measurements are in mm and are nominal.

Description

Whilst aesthetics and overall appearance remain a powerful motivating factor during selection of roof type, of equal importance is the ability of the roofing product to prevent water leakage through the lapping edge, particularly on lower pitched roofs.

Ribline®'s unique capillary lapping edge enhances performance and offers additional security against water ingress. With 800 mm sheet coverage, Ribline® offers the consumer, less laps, reduction in the number of fasteners, quicker installation and ultimately, reduced costs. Ribline® can also be supplied as an extra-wide 960 mm coverage sheet.



RIBLINE®

Applications

- Residential roofing and cladding
- Rural and lifestyle roofing and cladding
- Industrial and commercial roofing and cladding
- Drape/spring curving
- Fencing

Roof Pitch

In accordance with E2/AS1 of the NZ Building Code, the minimum pitch for Ribline® is 3°. For roof lengths greater than 18m, contact Roofing Industries for specific advice.

Materials

- Zincalume® Steel: 0.40 or 0.55 mm BMT, AZ150 (150gm/m²) G550 Mpa Yield Stress

- Galvanised Steel: 0.40 or 0.55 mm BMT, Z450 (450gm/m²) G550 Mpa Yield Stress
- Pre-painted **COLORCOTE®** or **COLORSTEEL®** over Zincalume® 0.40 or 0.55 mm BMT, AZ150 (150gm/m²), G550 Mpa Yield Stress
- Prepainted **COLORCOTE®** or **COLORSTEEL®** over Galvanised Steel: 0.40 or 0.55 mm BMT ZM275 (275gm/m²) G550 Mpa Yield Stress
- 0.55 mm BMT may be supplied as G300 Mpa Yield Stress

For information on Aluminium, Stainless Steel, ZAM™ and Copper Ribline®, contact Roofing Industries.

Roof Application

Timber Purlins 12 x 65 Timbertite® Class 4 screws with Neos*

Steel Purlins 12 x 55 Steeltite® Class 4 screws with Neos*

- Fix every crest to: Ridge, Hip, Valley, Gutter and Periphery areas
- For the remainder of the roof: Ribline® 800 fix side laps, miss 1, hit 2, miss 1 etc. Ribline® 960 fix side laps, miss 1, hit 1 etc

*For sheet lengths 8-18 metres the lower 50% of the roof should be fixed using oversize holes at fastening points and a 30 mm EPDM and matching metal profile washer. For sheets in excess of 18 metres refer to our website www.roof.co.nz.

Walling Application

Fix in the pan adjacent to every rib using class 4 Timbertites® or Steeltites® and Neos as appropriate, ensuring that when the fastener is into timber it is of sufficient length to penetrate the framing by 25 mm

Note: the above recommendations are suitable for steel based materials, for other materials refer to our website www.roof.co.nz

Curving

Steel substrate Ribline® can be draped curved to a minimum radius of:

0.40 mm BMT - 65 metres

0.55 mm BMT - 30 metres

Whilst a tighter radius is achievable, aesthetics may be affected.

Ordering

Roofing Industries staff can provide technical assistance to ensure accurate ordering of roofing and accessories thereby avoiding costly errors. Ribline® is manufactured and delivered cut to length subject to transport restrictions.

Handling and storage

- On delivery, visually inspect sheets for damage.
- Store Ribline® and accessories on evenly spaced and supportive dunnage, clear of the ground and under cover. If packs become wet and the product not used immediately, separate the sheets to allow air circulation and drying.
- Do not drag sheets across each other.
- If protected with strippable plastic film, keep under cover and remove as the product is being installed.

Installation

Prior to commencing your project, Please refer to Roofing Industries; Handling Storage and Installation Guide, E2/AS1 and the NZ Metal Roof and Wall Cladding Code of Practice. Failure to install the product to industry requirements will void the warranty.

Maintenance

Regular maintenance will extend the life of the roof and accessories. It is strongly advised that areas not receiving regular rain washing should be washed with freshwater on a regular basis. On purchasing your roof it is imperative to request a copy of the maintenance guide(s) and familiarise yourself with industry requirements. Failure to do so can void the warranty.

Warranties

Warranties meet the statutory requirements of the NZ Building Code, are available on request and reflect our New Zealand owned and operated company, test facilities and local climatic conditions. Sample warranties are available at website www.roof.co.nz.

SPECIFICATIONS

Sheet width: 890 mm and 1030 mm	Sheet coverage: 800 & 960 mm
Sheet length: Any length (Subject to transportation)	Minimum Pitch: 3°

SPAN TABLES (Steel Substrate Material)

Type of Span	Maximum Span (Metres)			Maximum Span (Metres)		
	0.40 mm BMT			0.55 mm BMT		
	Wind Zone			Wind Zone		
	Low & Medium	High	Very High	Low & Medium	High	Very High
Intermediate	1.600	1.600	1.450	1.800	1.800	1.800
End	0.950	0.950	0.950	1.100	1.100	1.100

Durability

Selection of the correct grade of material and appropriate surface coating is imperative to ensure Ribline® will perform satisfactorily in the environment it is to be installed, and meets the requirements of The NZ Building Code. Environmental Categories and Surface Coating literature is available on request.

Accessories

A full range of matching accessories is available, including Ridging, Ridgecaps, Rib Caps, Flashings, Underlays, Insulation, Fasteners, Rotary Roof Ventilators and Rainwater Systems.

Translucent and Transparent roofing

Ribline® is available as glass reinforced translucent roofing and cladding. A similar 5 rib 760 mm cover polycarbonate product can also be supplied.

Fixings and Fasteners

Fixings and fasteners are to be of an approved type, compatible with all materials, the environment and meeting the requirements of the NZ Building Code. Installation is to be in accordance with E2/AS1 and the NZ Metal Roof and Wall Cladding Code of Practice. Further information is available via the www.roof.co.nz website.

Your distributor

AUCKLAND (Head office)

Roofing Industries Ltd
5 John Glenn Avenue,
North Harbour
PO Box 302-385
North Harbour 0751
Ph: (09) 414 4585
Fax: (09) 414 4586
office@roof.co.nz

WHANGAREI

Roofing Industries (Northland) Ltd
38 Winger Crescent, Kamo,
Whangarei
PO Box 883
Whangarei 0112
Ph: (09) 437 2040
Fax: (09) 437 5010
northland@roof.co.nz

HAMILTON

Roofing Industries (Waikato) Ltd
Unit 4/550 Te Rapa Rd
Te Rapa, Hamilton
PO Box 20281 Te Rapa,
Hamilton 3241
Ph: (07) 849 5115
Fax: (07) 849 2115
waikato@roof.co.nz

TAUPO

Roofing Industries (Taupo) Ltd
1158 Rakaunui Rd
Taupo
PO Box 408
Taupo 3351
Ph: (07) 376 7971
Fax: (07) 376 7972
taupo@roof.co.nz

PALMERSTON NORTH

Roofing Industries (Central) Ltd
653 Tremaine Ave
Palmerston North
PO Box 4584
Palmerston North 4410
Ph: (06) 353 8480
Fax: (06) 353 8470
central@roof.co.nz

SOUTH ISLAND

Roofing Industries Ltd
220a Annex Road
PO Box 6248
Upper Riccarton
Christchurch 8442
Ph: (03) 339 2324
Fax: (03) 339 2325
south@roof.co.nz

